Thrift Savings Fund Statistics

October 2018

Highlights

The TSP opened a new contact center in Texas to assist with our increasing volumes and peak season fluctuations. Roll-in activity continued to exceed expectations with $131 million in October and a cumulative total of $1.11 billion, we are on track to exceed the previous high water mark of $1.33 billion set in 2017. Finally, the Uniformed Services participation rate for active duty members rose to 55.7% in October.

Historical Plan Balances (in millions)

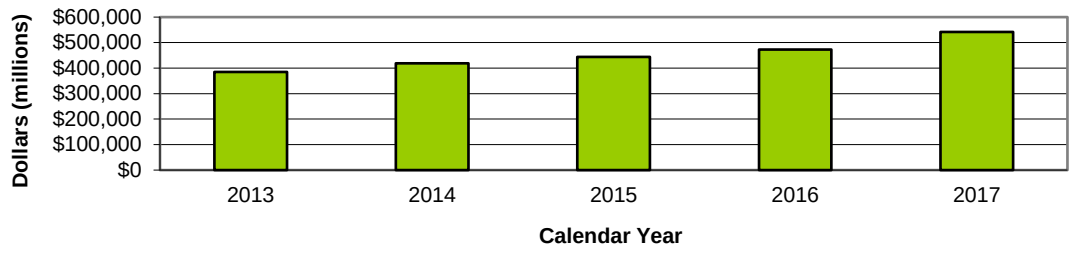

	Plan Balance	Roth
Oct	$553,687	$12,061
Sep	$578,755	$12,473
Aug	$577,512	$12,218
	(in millions)	

Cash Flow Attributes

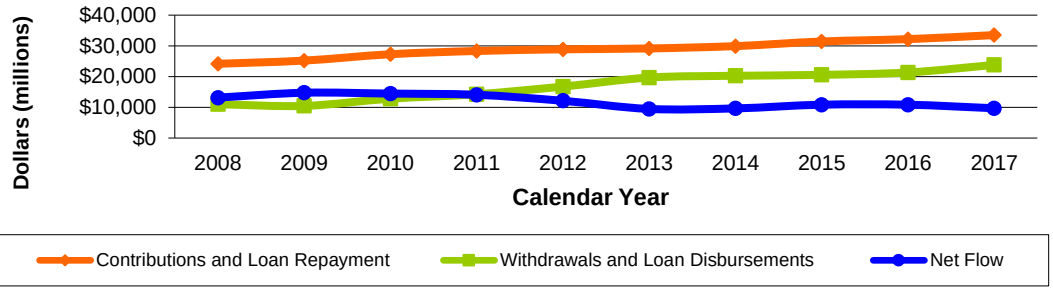

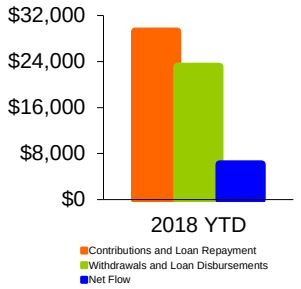

Participants and Average Balance (current month)

	Total Number of Participants	Average Balance	Number of Roth Participants	Average Roth Balance
FERS	3,365,766	$138,271	518,582	$12,552
CSRS	317,957	$145,715	9,932	$19,526
Uniformed Services	1,391,760	$24,525	546,661	$7,833
BRS Participants	329,589	$5,897	206,176	$5,219
Bene Participants	24,620	$110,459	810	$8,166
Total	5,429,692	$101,974	1,282,161	$9,407

Historical Participant Counts (in thousands)

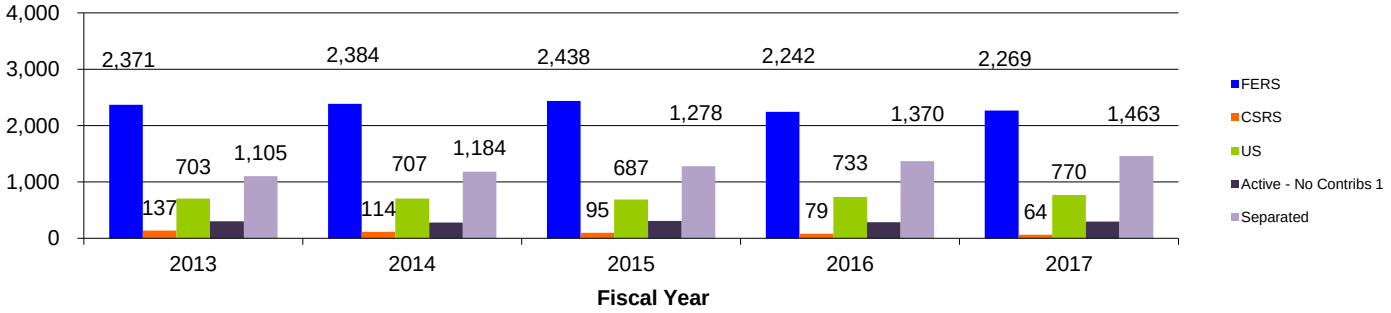

Participation Rates (current month)

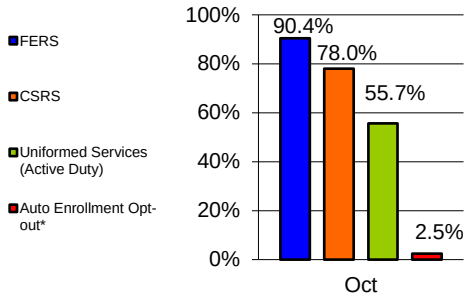

Historical Participation Rates

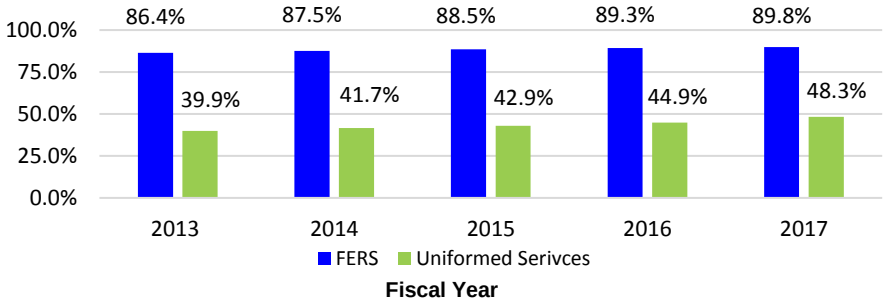

Participant Composition (current month in thousands)

FERS Participants

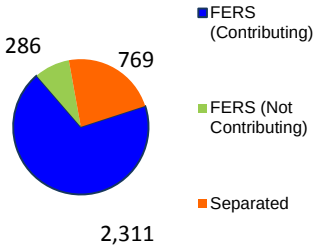

CSRS Participants

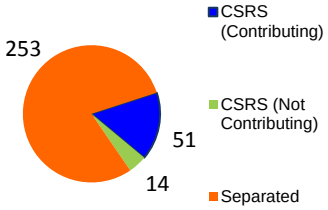

Uniformed Services Participants (Legacy)

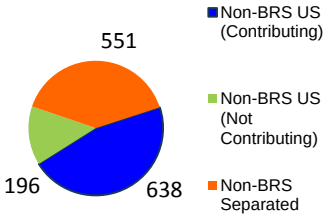

Uniformed Services Participants (BRS)

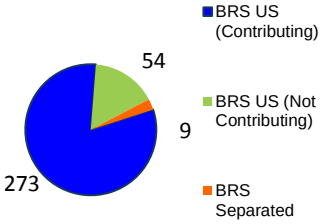

BRS Participant Count

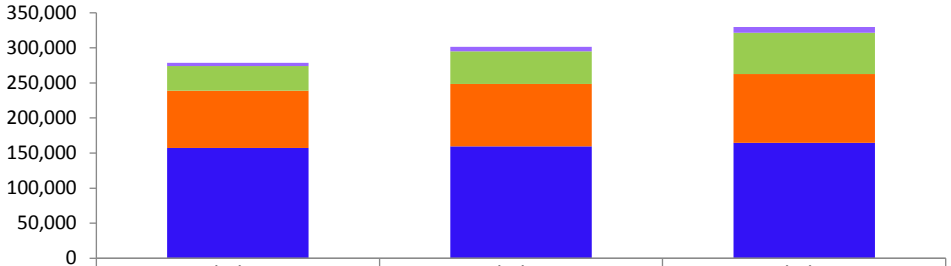

	8/31/2018	9/30/2018	10/31/2018
Separated	4,641	6,250	7,820
Auto-Enrollments	35,119	46,460	59,204
Opt-Ins Among New Participants	81,444	88,885	97,875
Opt-Ins Among Existing Participants	157,366	159,773	164,690

Post-Separation Withdrawal Activity

Post-Separation Withdrawals (Excluding Single Payments)

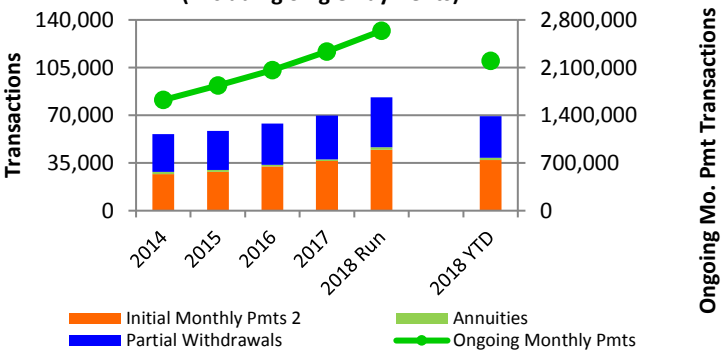

Post-Separation Withdrawals (Excluding Single Payments)

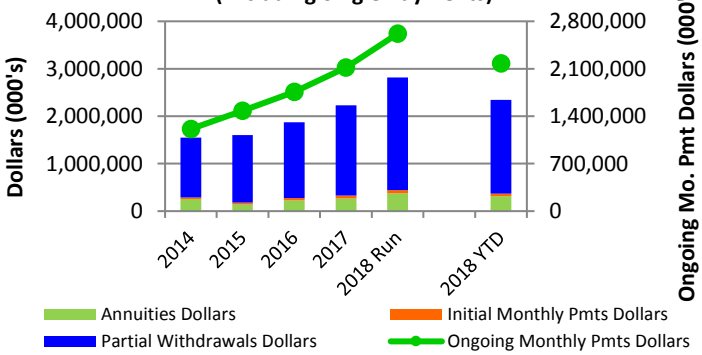

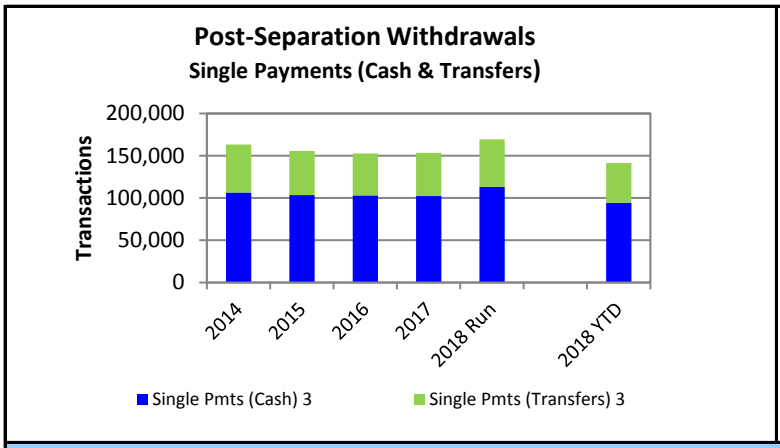

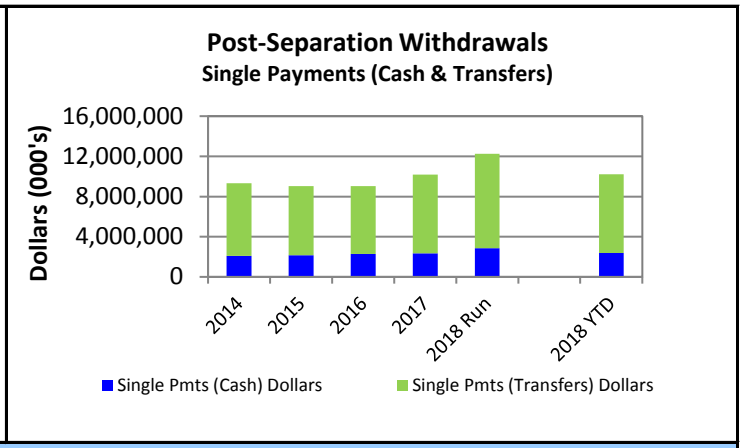

In-Service Withdrawal and Loan Activity

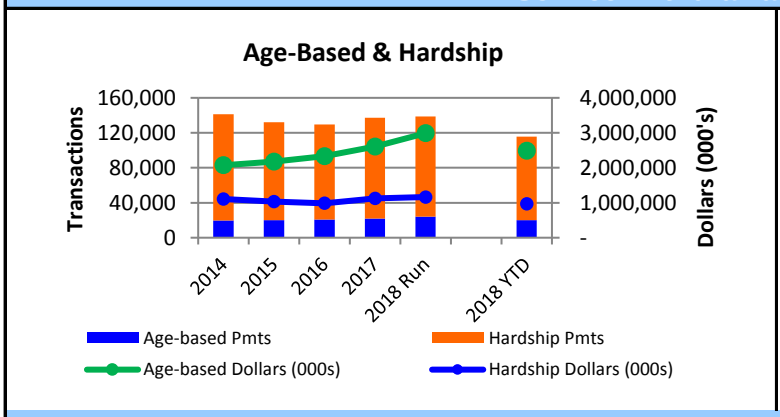



Other Activity

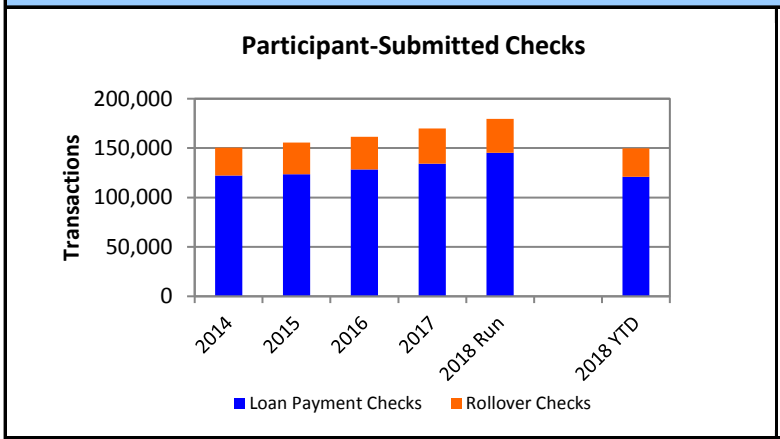

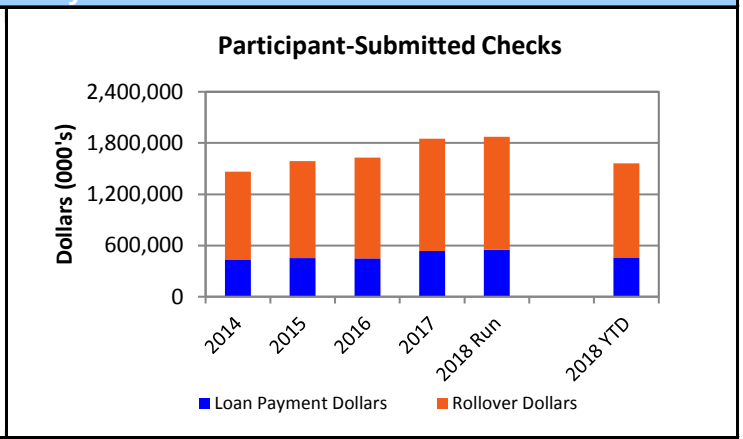

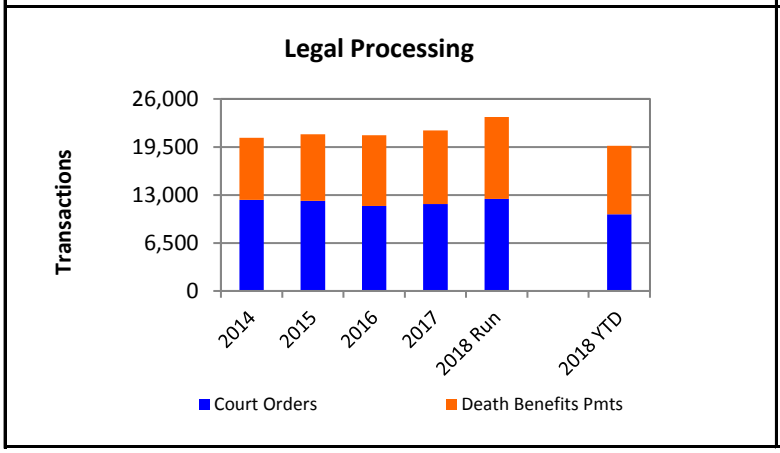

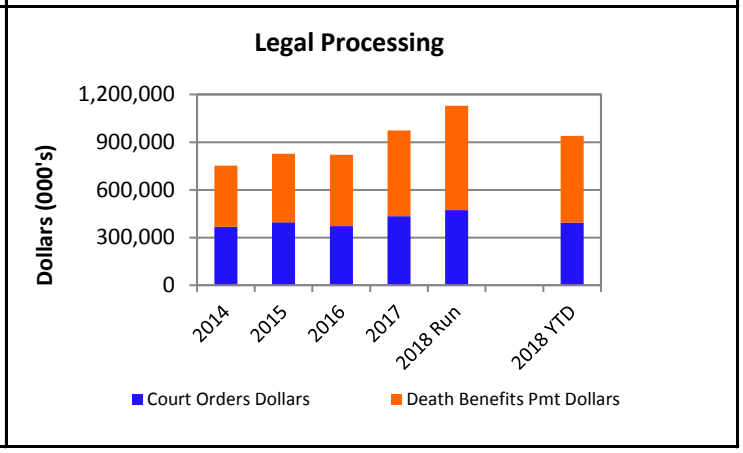

Forms Processing (current month)

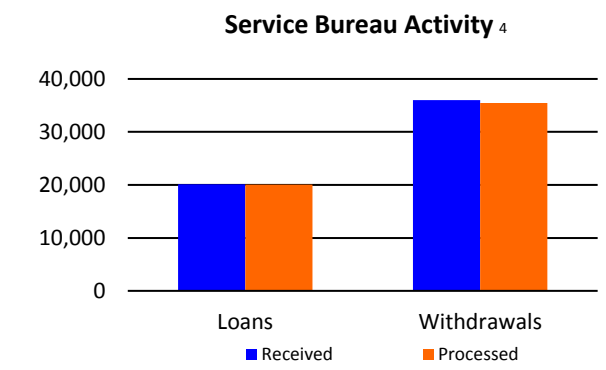

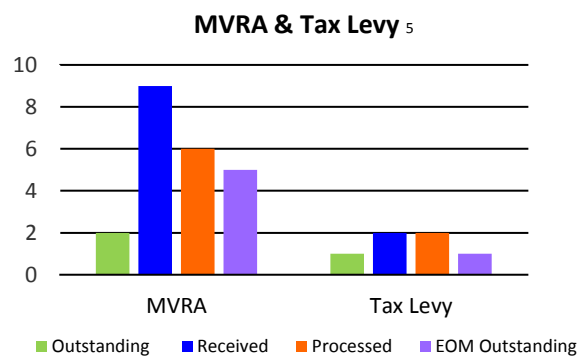

Inquiries (current month)

Top 5 Inquiry Reasons

Rank	Inquiry Code	Count	Percentage
1	Post-Separation Withdrawal Program	40,825	20.01%
2	Password reset vocally	19,669	9.64%
3	Other	18,779	9.20%
4	Loan Program	14,535	7.12%
5	In-Service Withdrawal Program	14,408	7.06%

OPS Casework (current month)

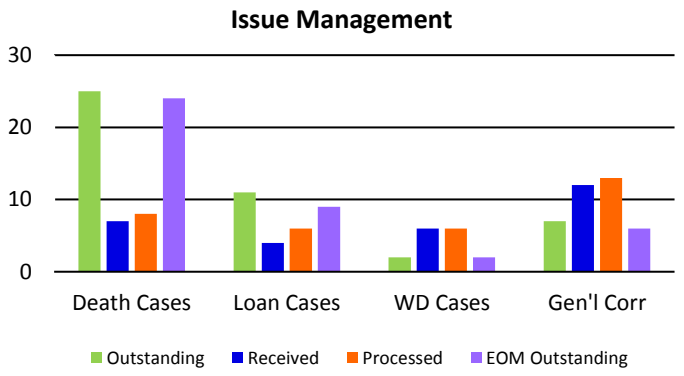

Contact Center Activity (current month)

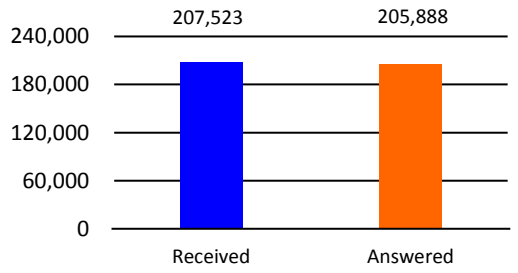

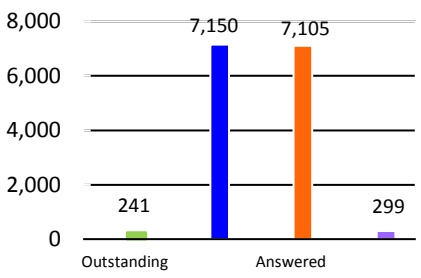

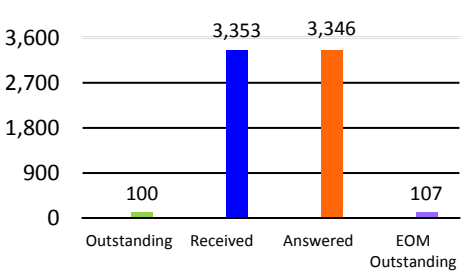

1. Active participants with no current contributions include non-separated CSRS and uniformed services participants who have terminated contributions or had them suspended because of hardship withdrawal, participants whose employing agencies have not submitted their separation status, and beneficiary participants.
2. In addition to the initial monthly payments, 229,831 ongoing monthly payments were disbursed in October 2018.
3. Participants may elect to transfer all or part of their single payments. If only a portion is transferred, each portion (cash and transfer) is counted separately.
4. Forms Processed includes accepted and rejected forms.
5. Mandatory Victims Restitution Act and Tax Levy Processed means that the decision letter has been sent, but payment has not been made.

* Previous Month Outstanding + Received = Processed + Current Month Outstanding. Slight discrepancy due to times when reports are run and real time tasks are entered.